ADHD
APPROCCIO NEUROPEDAGOGICO

Prof. Giuseppe A. Chiarenza, Dr. Luciano Montaldi, Dr.ssa Grazia Lo Torto

UONPIA, Azienda Ospedaliera "G. Salvini", Ospedale di Rho, Milano – Centro di Riferimento Regionale per l'ADHD

OSTACOLI ALLA TERAPIA FARMACOLOGICA
Monastra, 2005

- 92% paura degli effetti collaterali dei farmaci.
- 90% disagio ed insicurezza ad iniziare una terapia senza un esame specifico sull'attenzione.
- 49% problemi non risolti nonostante i trattamenti.
- 48% sviluppo di effetti collaterali.
- 30% mancanza di informazione sui rischi dei farmaci.
- 22% mancanza di informazioni riguardo l'ADHD.

OSTACOLI ALLA TERAPIA FARMACOLOGICA
Monastra, 2005

- 15% mancanza di informazioni sui benefici della terapia farmacologia.
- 12% paura, sfiducia o cattivi rapporti coi medici.
- 10% incapacità a ingoiare il farmaco.
- 8% mancanza di un medico che possa prescrivere i farmaci.
- 7% costo del trattamento.
- 5% altri (perdita di tempo prima di avere il trattamento e cosi via).

Brown ADD scales	**no**
BDE	**no**
ABC	**no**
SPM	**no**
Matrici Progressivi *	**no** specificare: centili
Altro questionario *	**no** specificare:

Esami strumentali facoltativi	
ECG *:	**normale** Se alterato o patologico, specificare:
EEG *:	Se alterato o patologico, specificare:
RMN *:	**non effettuato** Se alterato o patologico, specificare:

1. Per ovviare a queste carenze
2. Per fornire ai genitori indicazioni chiare e indici obiettivi su basi neuropsicologiche
3. Per motivare al meglio la terapia
4. Per ottenere una elevata compliance

APPROCCIO NEURO-PEDAGOGICO

Valutazione clinica (test, scale, interviste)

FASE DIAGNOSTICA

APPROCCIO NEURO-PEDAGOGICO

Valutazione neuropsicologica



Valutazione neurofisiologica



VALUTAZIONE NEUROFISIOLOGICA
Batteria ANT

- Basaline speed
- Encoding
- Feature identification
- Memory search
- Focused attention
- Sustained attention
- Shifting set-visual
- Pursuit
- Tracking

ANT 2.1
Amsterdam Neuropsychological Tasks

➢ BASELINE SPEED (BS)



"Appena vedi il quadrato schiaccia il tasto destro/ sinistro più veloce che puoi"

➢ ENCODING(ENC)



Intact target



Degraded target

"Schiaccia, più veloce che puoi, il tasto SI/NO quando vedi / non vedi la lettera f (nelle due modalità), fra le quattro lettere"

➢ FEATURE IDENTIFICATION (FI)

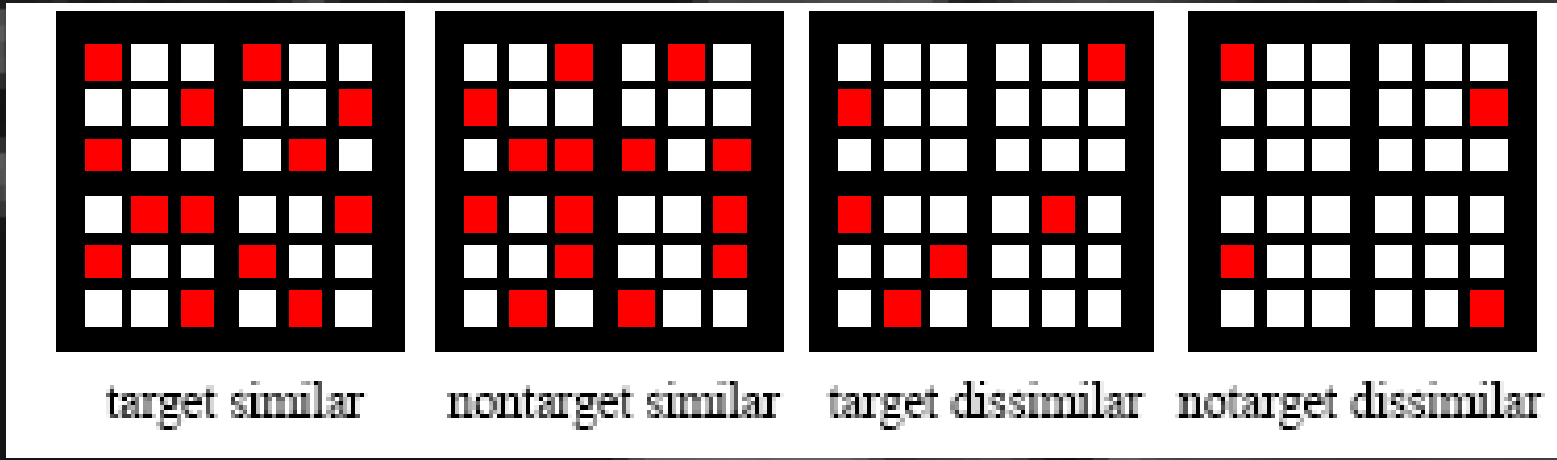

"Schiaccia, più veloce che puoi, il tasto SI/NO quando vedi / non vedi lo stimolo bersaglio, tra le quattro figure"

➢ SUSTAINED ATTENTION (SAD)

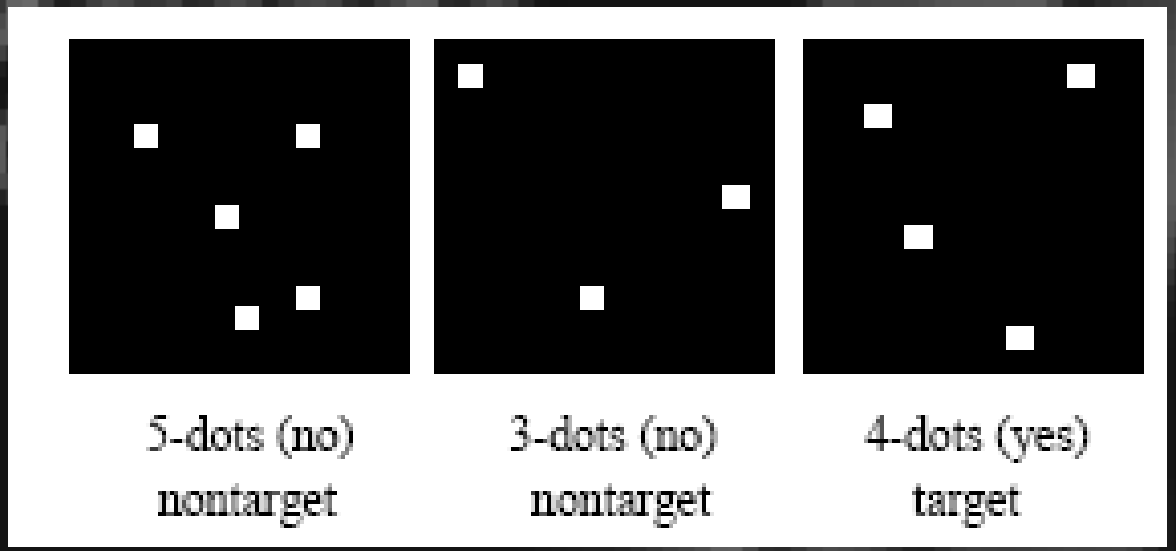

"Quando vedi quattro quadratini schiaccia SI più velocemente che puoi, quando ne vedi tre o cinque schiaccia NO più velocemente che puoi."

➢ FOCUSED ATTENTION (FA)



"Schiaccia, più veloce che puoi, il tasto SI/NO quando vedi / non vedi la lettera c in una delle due posizioni poste sulla diagonale rilevante"

➢ MEMORY SEARCH (MSL)

"Schiaccia, più veloce che puoi, il tasto SI/NO quando vedi / non vedi la lettera /le lettere bersaglio, fra le quattro lettere"

➢ SHIFTING SET-VISUAL (SS_VIS)

"Schiaccia il tasto destro/sinistro appena il quadrato verde si sposta a destra/ sinistra. Schiaccia il tasto destro/sinistro appena il quadrato verde si sposta a sinistra/ destra."

➢ PURSUIT (PU) e TRACKING (TR)

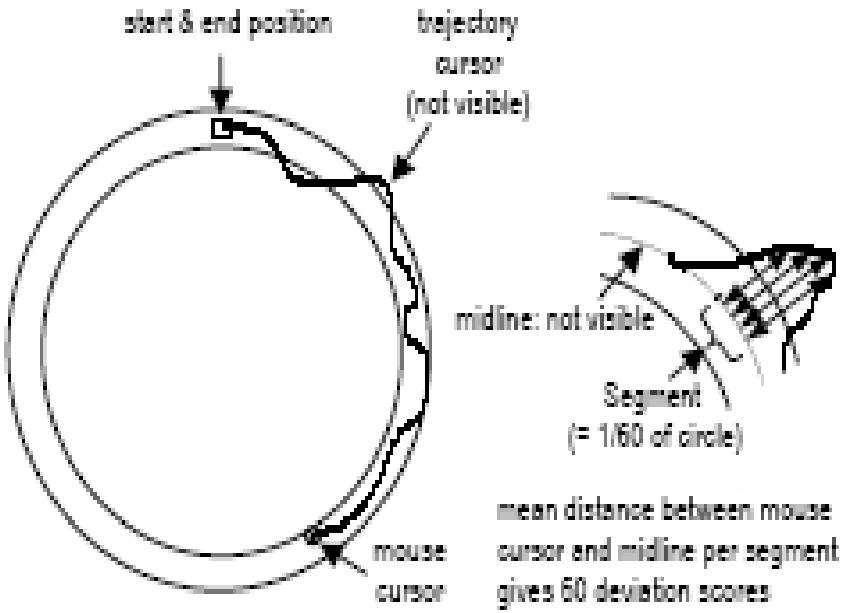

Tracking task

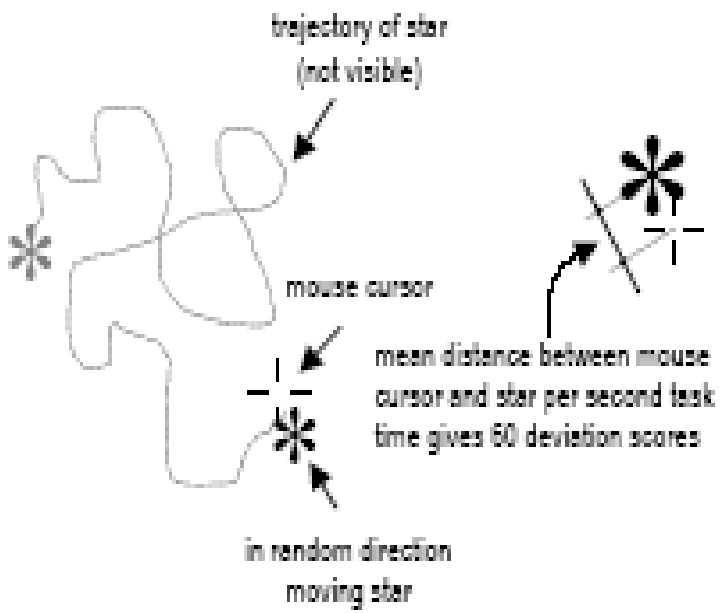

Pursuit task

Profilo Neuropsicologico dei processi attentivi e funzioni esecutive

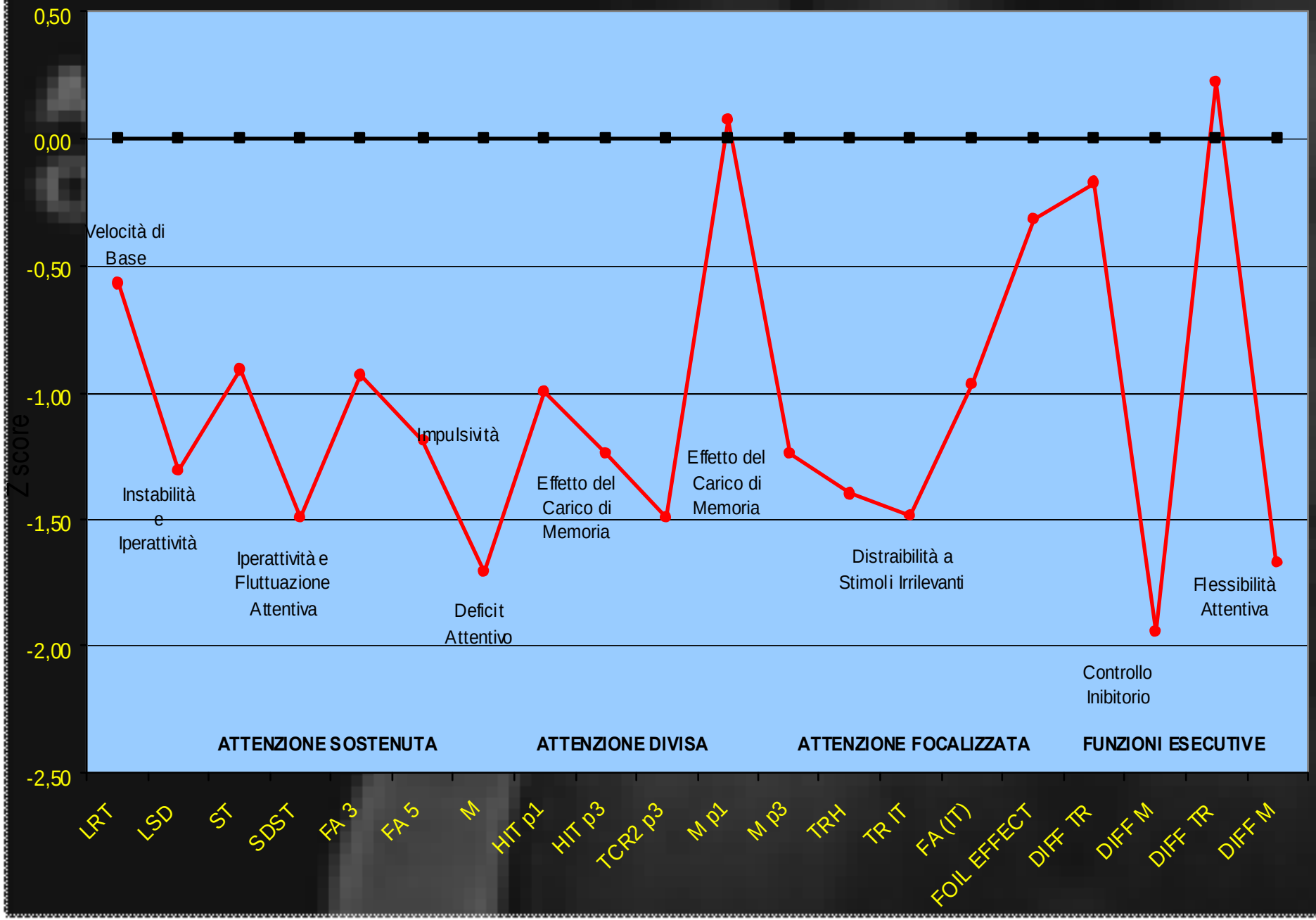

VALUTAZIONE NEUROFISIOLOGICA
EEG quantificato

This patient's discriminant scores suggest
the presence of Attention Deficit Disorder
The features making the largest contribution
to the ADHD Statement are:
Normed Monopolar Intrahemispheric Coherence Theta for Fp1-F3,
Normed Monopolar Absolute Power Delta for Fp1,
Normed Monopolar Coherence Theta for Fp1-Fp2

This classification is a multivariate statistical
summary of a neurometric evaluation and serves only
as an adjunct to other clinical evaluations

VALUTAZIONE NEUROFISIOLOGICA
EEG quantificato



VALUTAZIONE NEUROFISIOLOGICA VARETA

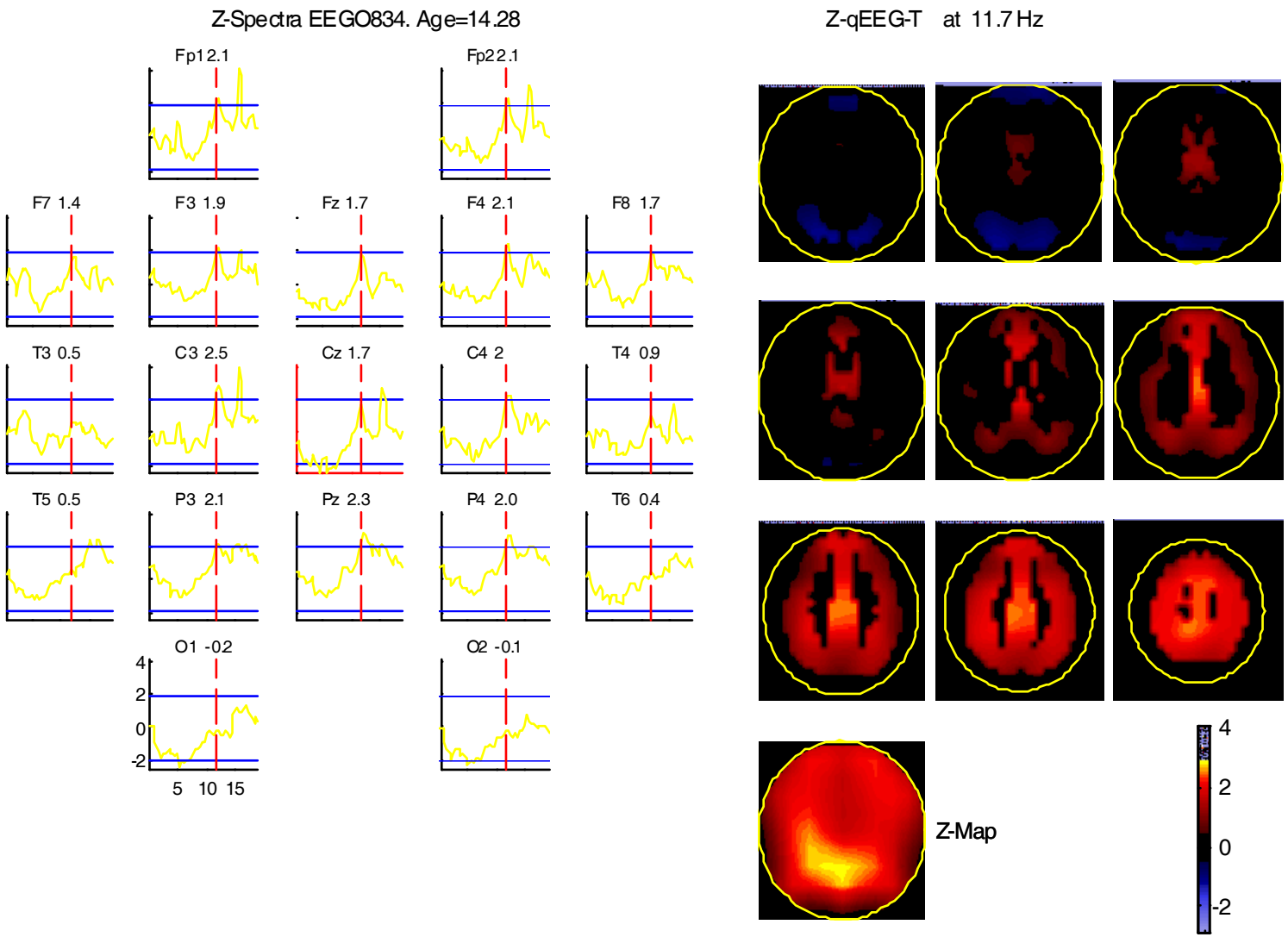

VALUTAZIONE NEUROFISIOLOGICA VARETA

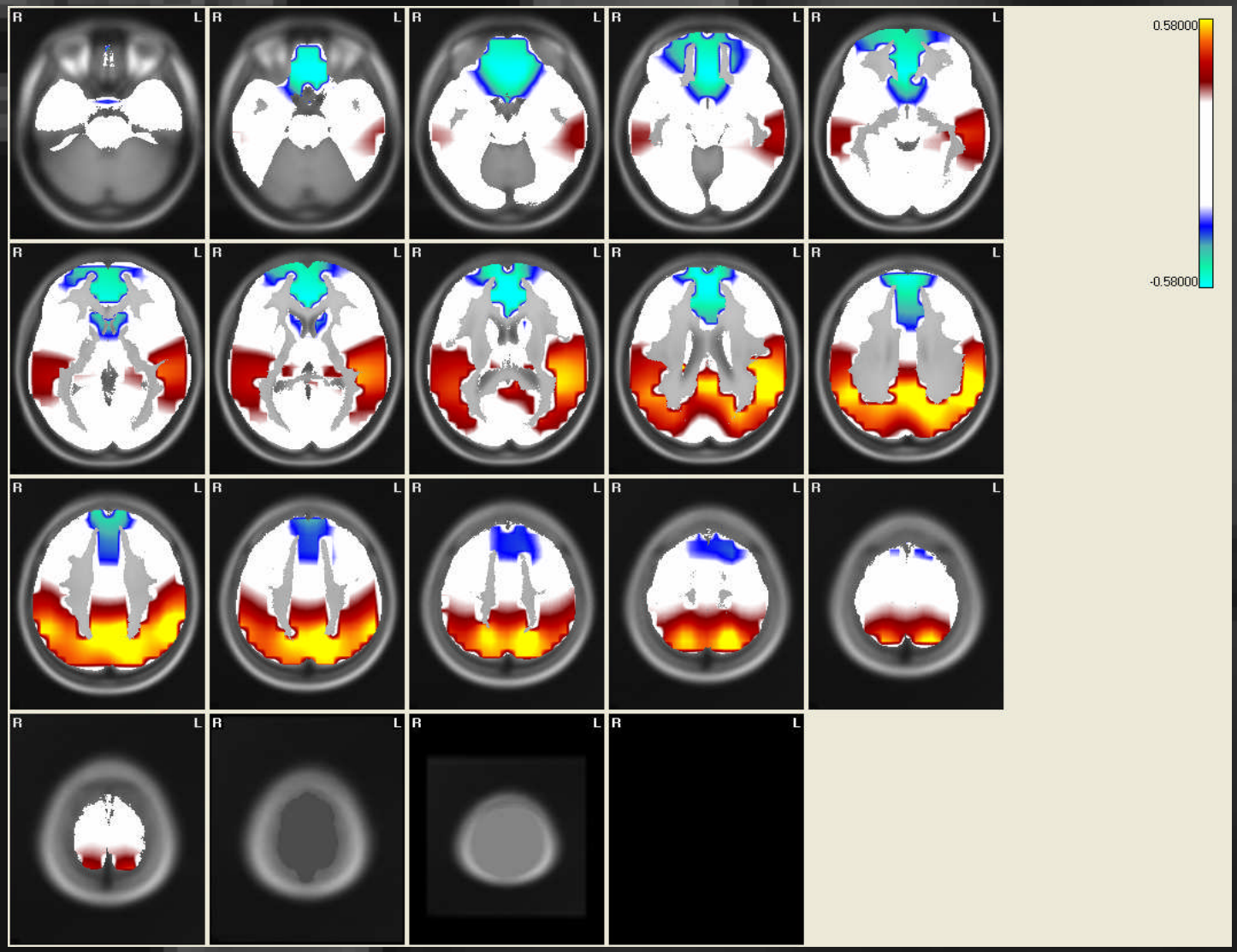

SOGGETTI CON DIAGNOSI DI ADHD IN CARICO AL NOSTRO SERVIZIO (n=219 al 06.08.2009)

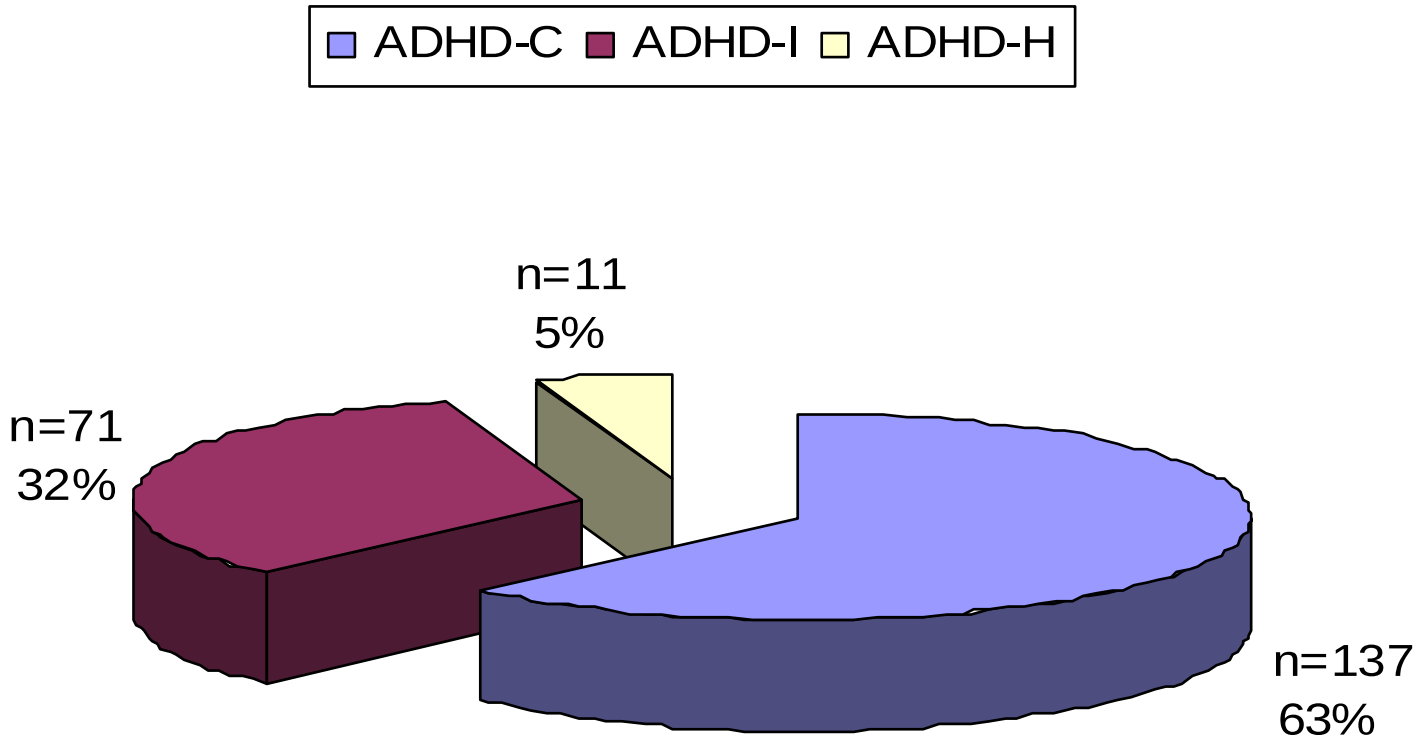

IL 39.3% (n=86)hanno ricevuto terapia farmacologica

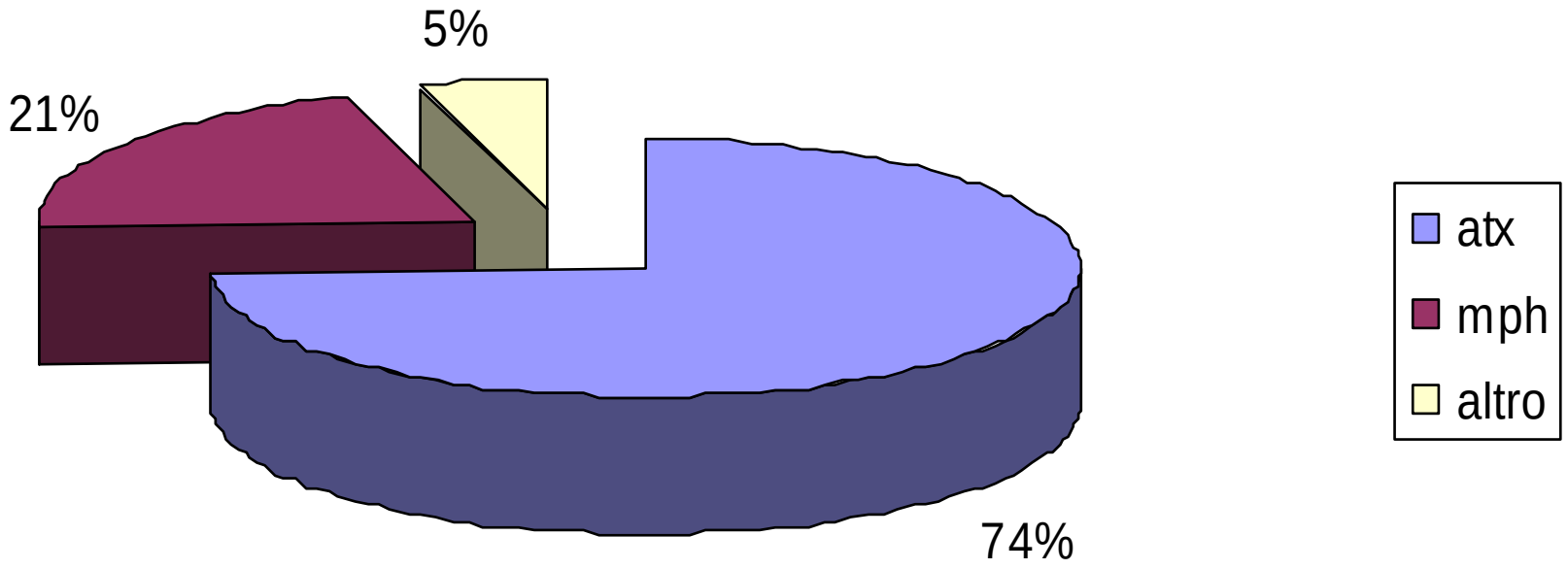

ATTENZIONE SOSTENUTA

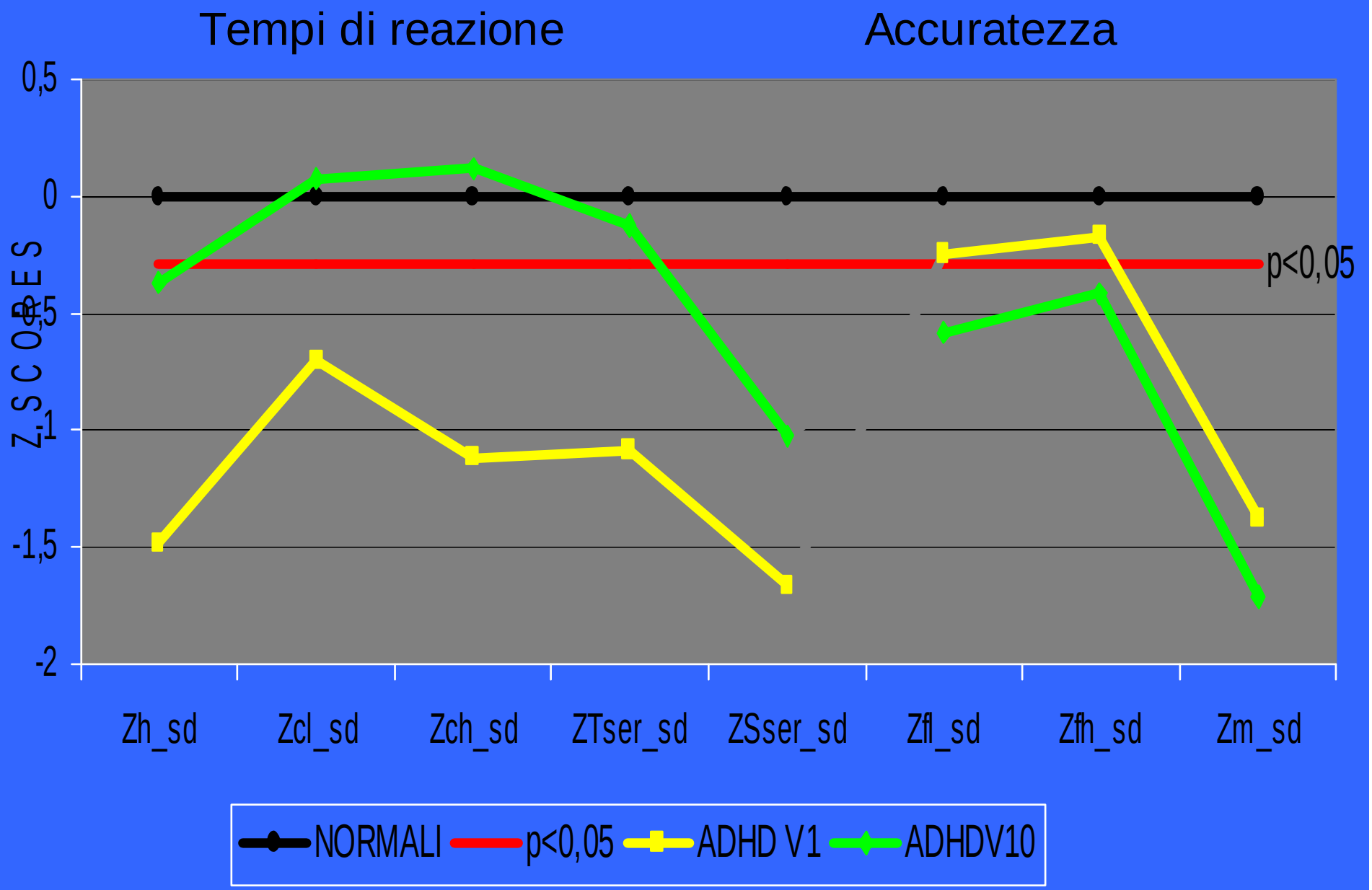

ATTENZIONE FOCALIZZATA

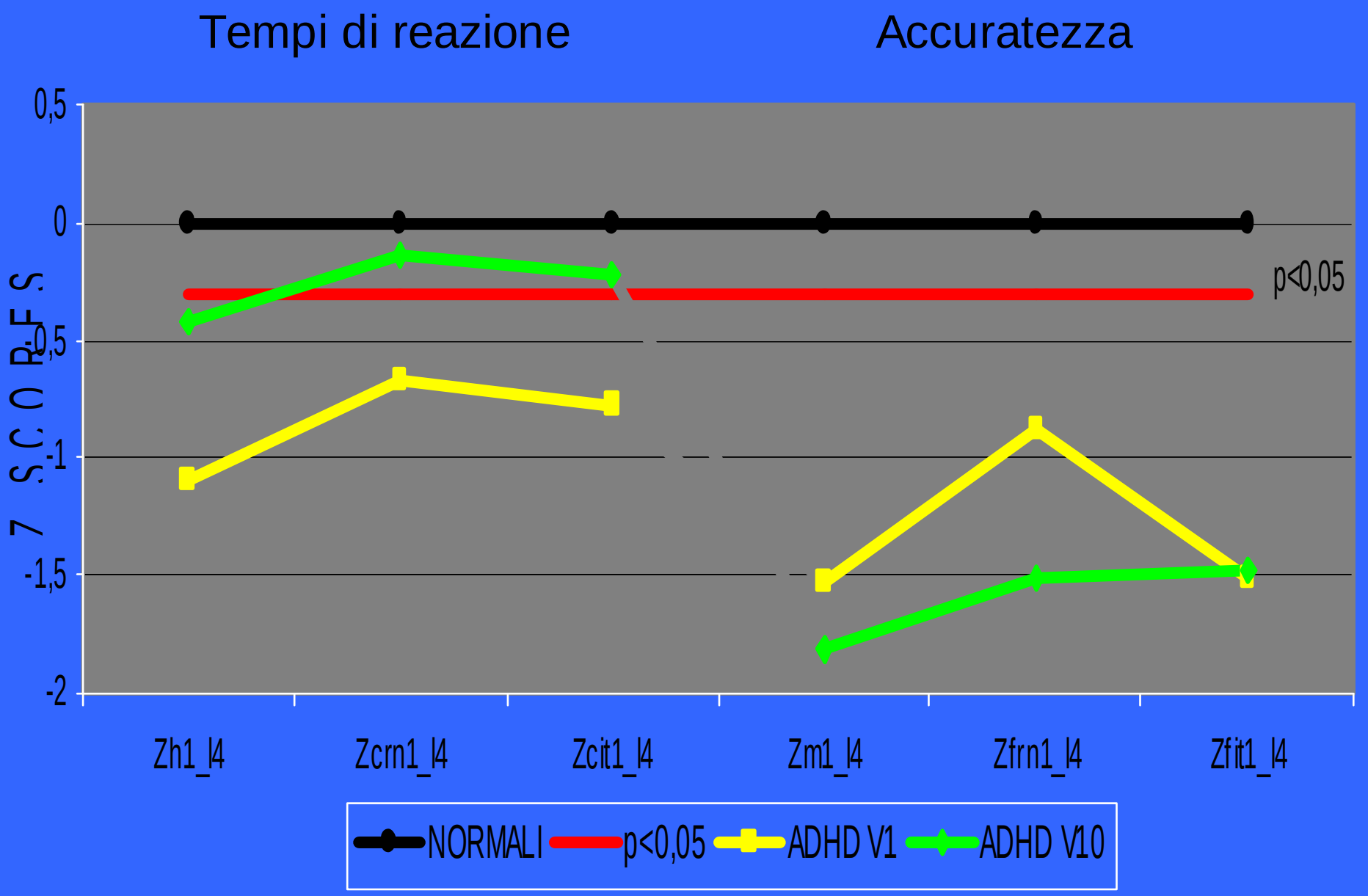

VARIAZIONE VARETA A 3 E 6 MESI ADHD-C

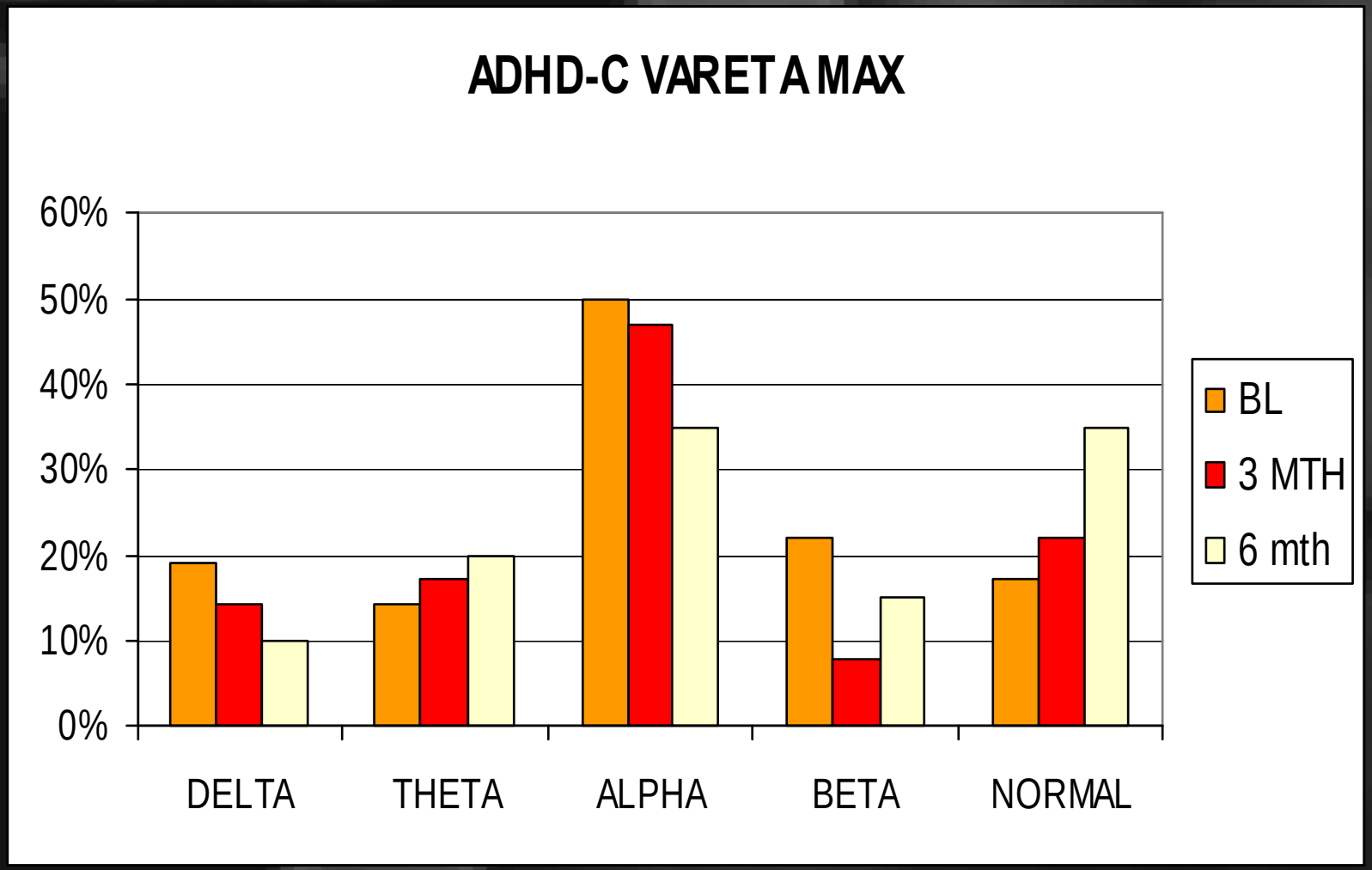

VARIAZIONE VARETA A 3 E 6 MESI ADHD-I

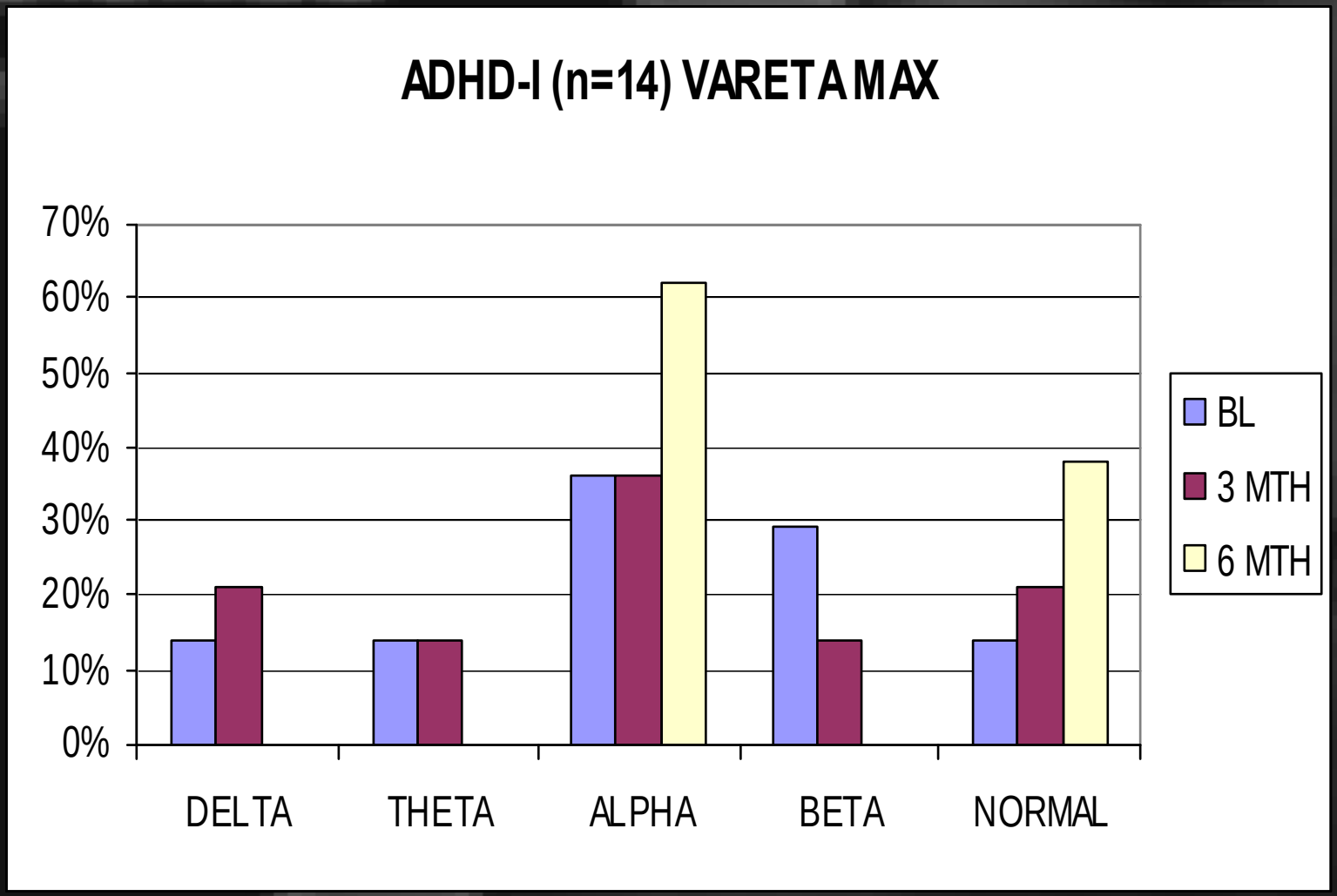

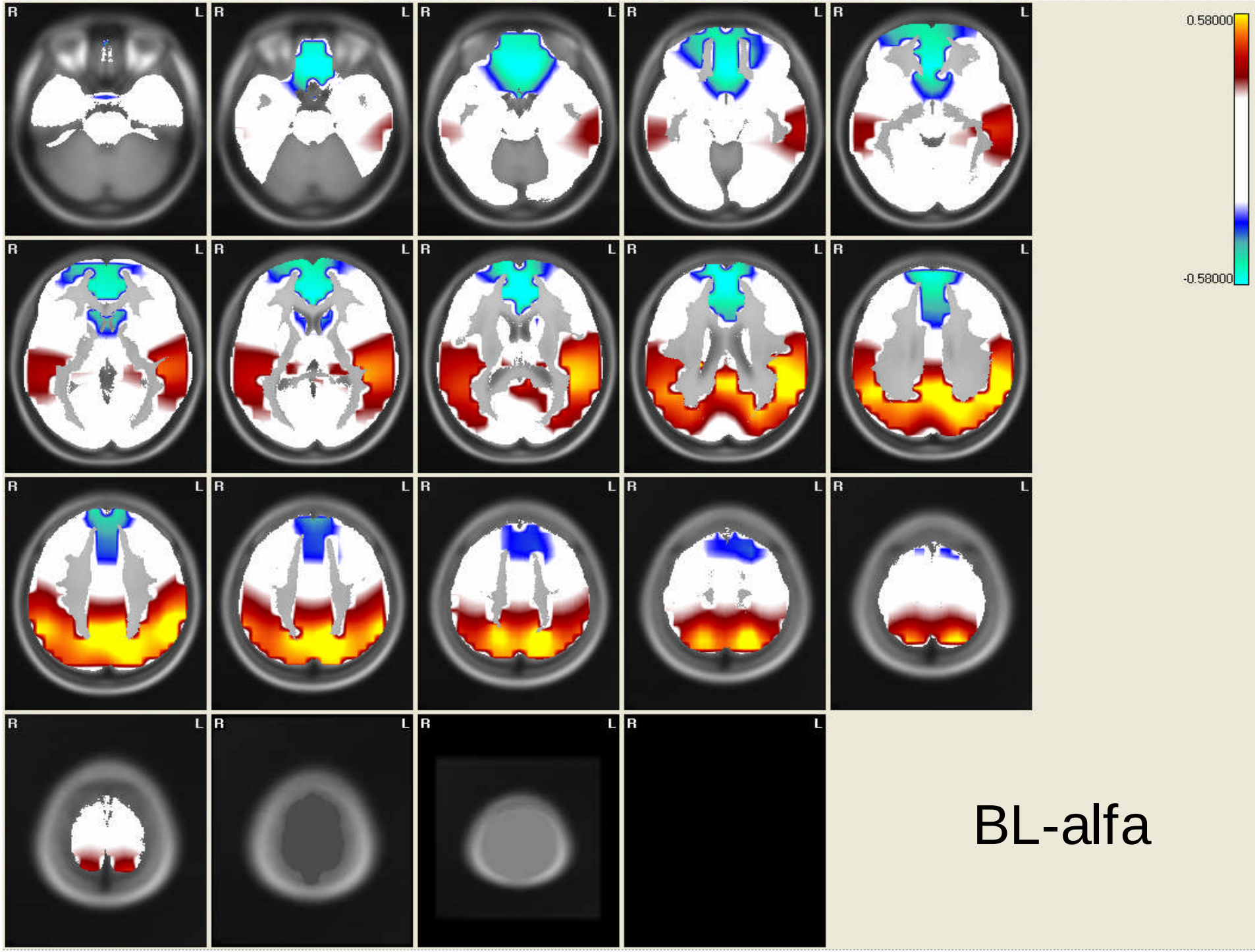

BL-alfa

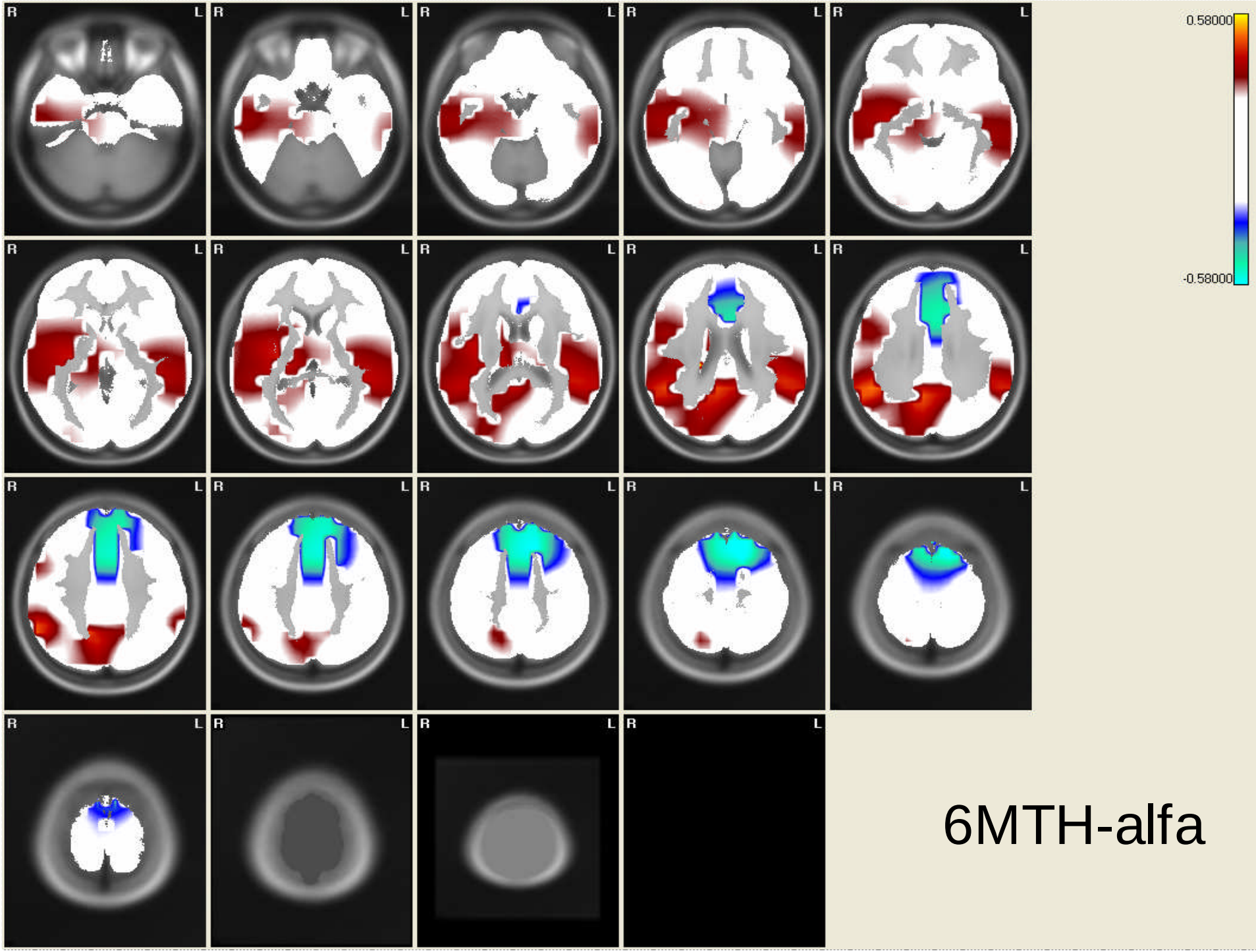

6MTH-alfa

Bibliografia relativa al valore predittivo dell'ANT e del qEEG per la diagnosi e il trattamento

- *Chabot RJ, di Michele F, Prichep L, John ER. The clinical role of computerized EEG in the evaluation and treatment of learning and attention disorders in children and adolescents. J Neuropsychiatry Clin Neurosci. 2001 Spring;13(2):171-86.*
- *Chabot RJ, di Michele F, Prichep L. The role of quantitative electroencephalography in child and adolescent psychiatric disorders. Child Adolesc Psychiatr Clin N Am. 2005 Jan;14(1):21-53, v-vi. Review.*
- *Clarke AR, Barry RJ, McCarthy R, Selikowitz M. EEG-defined subtypes of children with attention-deficit/hyperactivity disorder. Clin Neurophysiol. 2001 Nov;112(11):2098-105.*
- *Clarke AR, Barry RJ, McCarthy R, Selikowitz M. EEG differences between good and poor responders to methylphenidate and dexamphetamine in children with attention-deficit/hyperactivity disorder. Clin Neurophysiol. 2002 Feb;113(2):194-205.*
- *De Sonneville , LMJ et al. (1994): Methylphenidate And Information Processing: Part1 Differentiation Between Responders And Nonresponders; Part 2 Efficacy In Responders. Journal Of Clinical And Experimental Neuropsychology 6(16):877-897.*
- *De Sonneville LMJ, & Njiokitjien Ch (1988) Paediatric Behavioural Neurology Vol 2, Aspects Of Information Processing. Amsterdam: Suyi Pubblications.*
- *di Michele F, Prichep L, John ER, Chabot RJ. The neurophysiology of attention-deficit/hyperactivity disorder. Int J Psychophysiol. 2005 Oct;58(1):81-93. Review.*

Bibliografia relativa al valore predittivo dell'ANT e del qEEG per la diagnosi e il trattamento

- *Duffy FH, Hughes JR, Miranda F, Bernad P, Cook P. Status of quantitative EEG (QEEG) in clinical practice, 1994. Clin Electroencephalogr. 1994 Oct;25(4):VI-XXII. Review.*
- *John ER Neurometric Evaluation of Brain Function in Normal and Learning Disabled Children (International Academy for Research in Learning Disabilities Monograph Series) University of Michigan Press (May 15, 1989)*
- *Monastra VJ. (2005) Overcoming the barriers to effective treatment for attention-deficit/hyperactivity disorder: a neuro-educational approach. Int J Psycophysiol. 58 (1): 71-80.*
- *Sanders* AF, Towards a *model* of stress and performance, *Acta Psychologica* 1983*;53: 61-97.*
- *Schneider W, & Shiffrin RM (1977) Controlled And Automatic Human Information Processing: Detection, Search And Attention. Psychological Review.*
- *Sergeant J, The cognitive-energetic model: an empirical approach to Attention-Deficit Hyperactivity Disorder, Neuroscience and Biobehavioral Reviews, Volume 24, Number 1, January 2000 , pp. 7-12(6).*
- *Sternberg S (1969) Discovery Of Processing Stages: Extension Of Donder's Method Acta Psychologica, 8:276-315.*

Grazie per l’attenzione!